














CLIMBING





Equipment

Harness(es)		Baudrier	A harness is used to secure a person to a piece of rope or an anchor point
Rope		Corde	A basic item of climbing equipment that physically connects the climber to the belayer.
Belay device		Frein d'assurage	A mechanical device used to create friction when belaying.
Carabiner		Mousqueton	A carabiner with a locking gate, to prevent accidental release of the rope.
Climber		Grimpeur	The person who climbs.
Belayer		Assureur	The person who takes care of the safety.

Routes

Route		Voie	The path of a particular climb.
Hold		Prise	A place to grip or stand in the process of climbing.
Top		Sommet	The highest or uppermost part of anything
Slab; slope		Positif	Climbing rock that is less than vertical.
Overhang		Dévers	A part of a structure that extends over the climber.
Boulder		Bloc	Short and low route.
Climbing wall		Mur d'escalade	A specially constructed wall with holds to practice rock climbing.

Actions

To belay	 <p>1 / position initiale, main en pronation 2 / j'avale 3 / je bloque en ramenant la main avant sous le système d'assurage.</p>	Assurer	To protect a climber from falling using a rope.
Make a knot		Nœud	How to tie the rope to your harness.
Bouldering		Faire du bloc	Bouldering is climbing low routes, without rope.
Reach the top		Atteindre le sommet	Achieve a route to the highest.
Tie	Tie the rope on your harness with a double figure 8 knot.	Attacher	Fix 2 things together